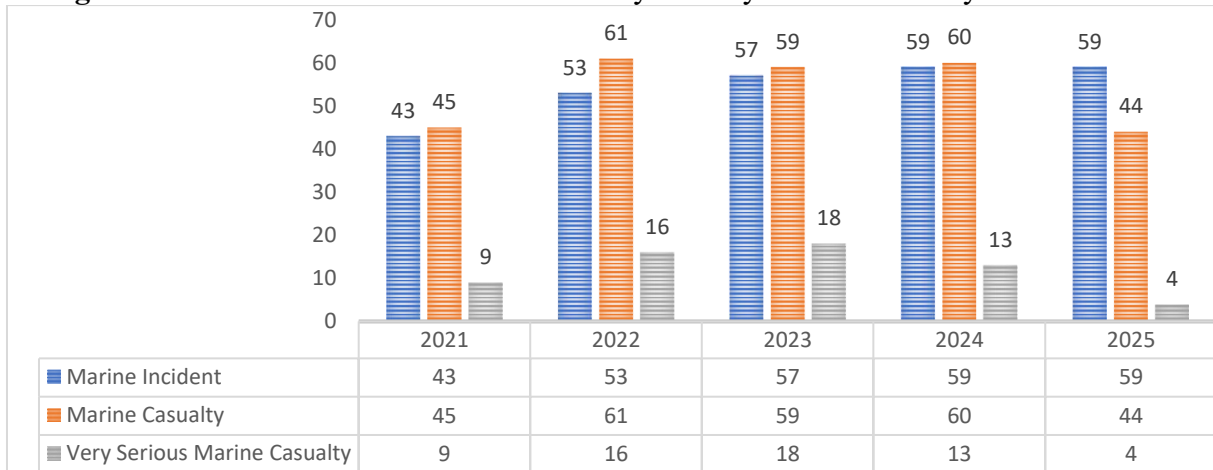


Marine Safety Investigation Statistics (2021-2025 Calendar Year)

During the calendar years 2021-2025, a total of 600 accidents and incidents occurred, including 271 Marine Incidents¹, 269 Marine Casualty², and 60 Very Serious Marine Casualty³, as defined by the relevant legislation based on their severity.

Figure 1 Distribution of accidents/incidents by severity in the calendar years 2021-2025



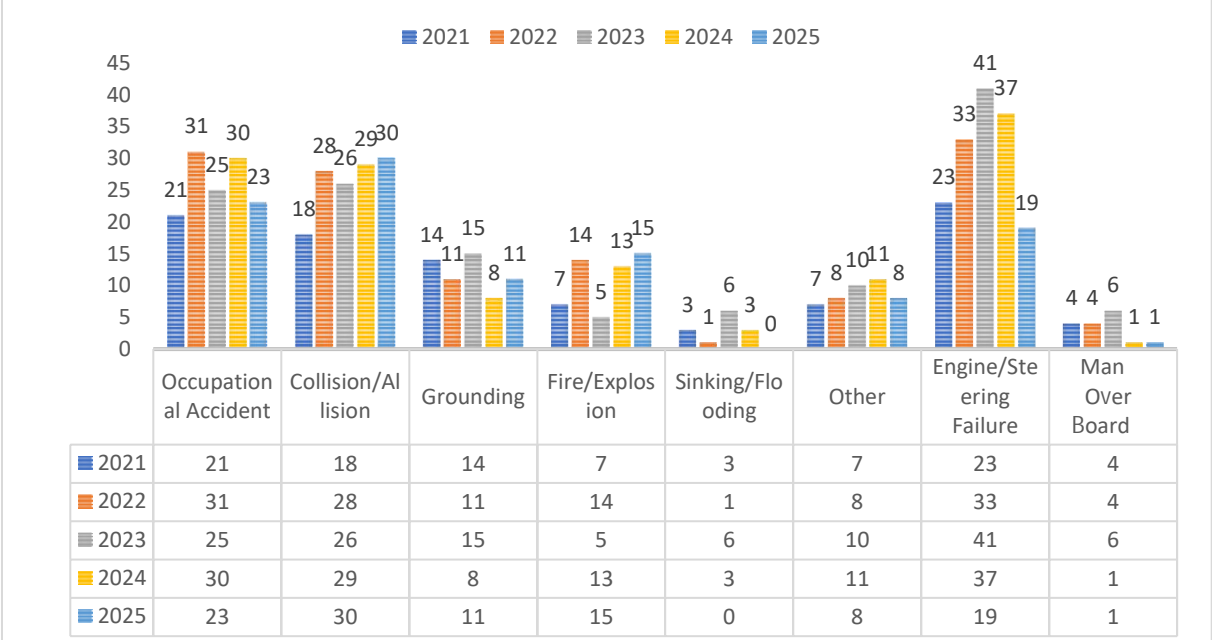
¹ IMO Resolution MSC.255(84) Casualty Investigation Code, Chapter 2 Definitions, Paragraph 2.10

² IMO Resolution MSC.255(84) Casualty Investigation Code, Chapter 2 Definitions, Paragraph 2.9

³ IMO Resolution MSC.255(84) Casualty Investigation Code, Chapter 2 Definitions, Paragraph 2.22

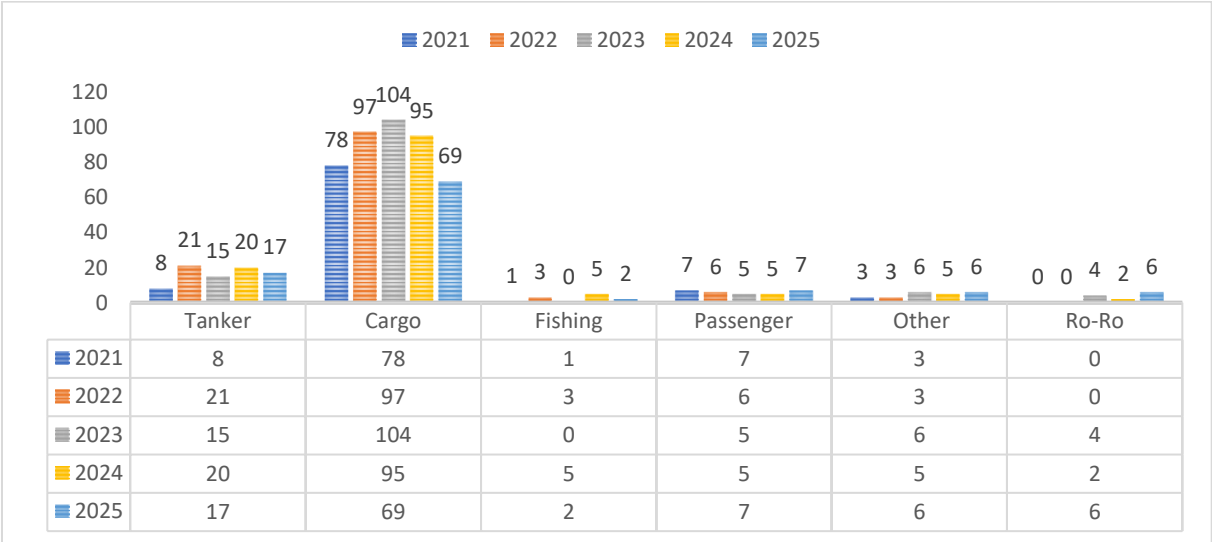
Engine/steering failure ranked first among these accidents with 153 cases, followed by collision/allision with 131 cases, and occupational accidents with 130 cases.

Figure 2 Distribution of accidents/incidents by type in the calendar years 2021-2025



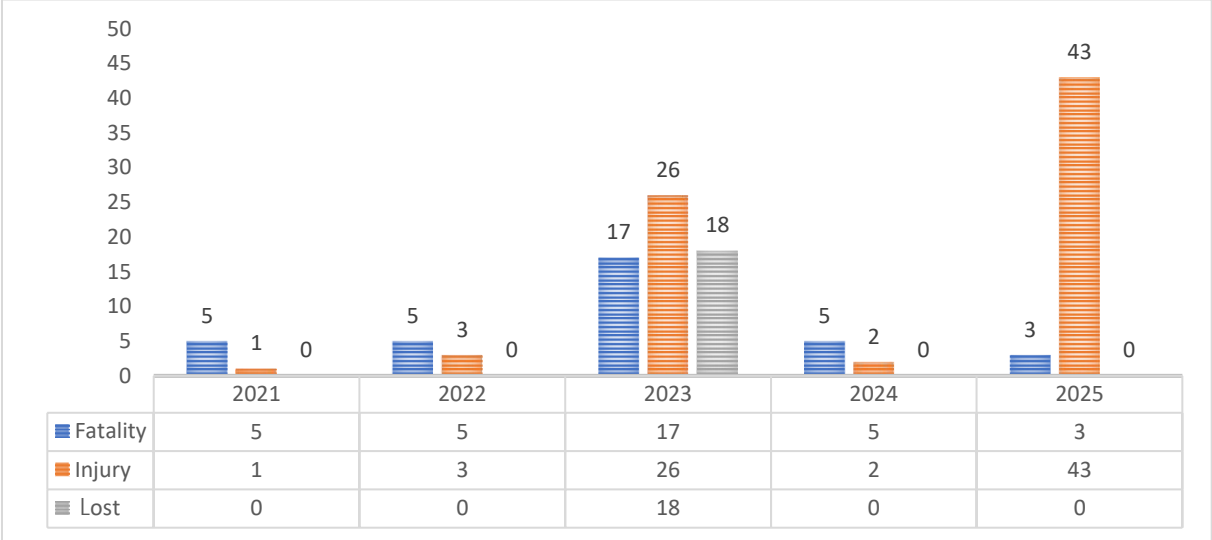
When the distribution of marine accidents and incidents occurring between 2021 and 2025 is categorized by ship type, cargo ships rank first with 443 cases.

Figure 3 Distribution of accidents/incidents by vessel type during the calendar years 2021-2025



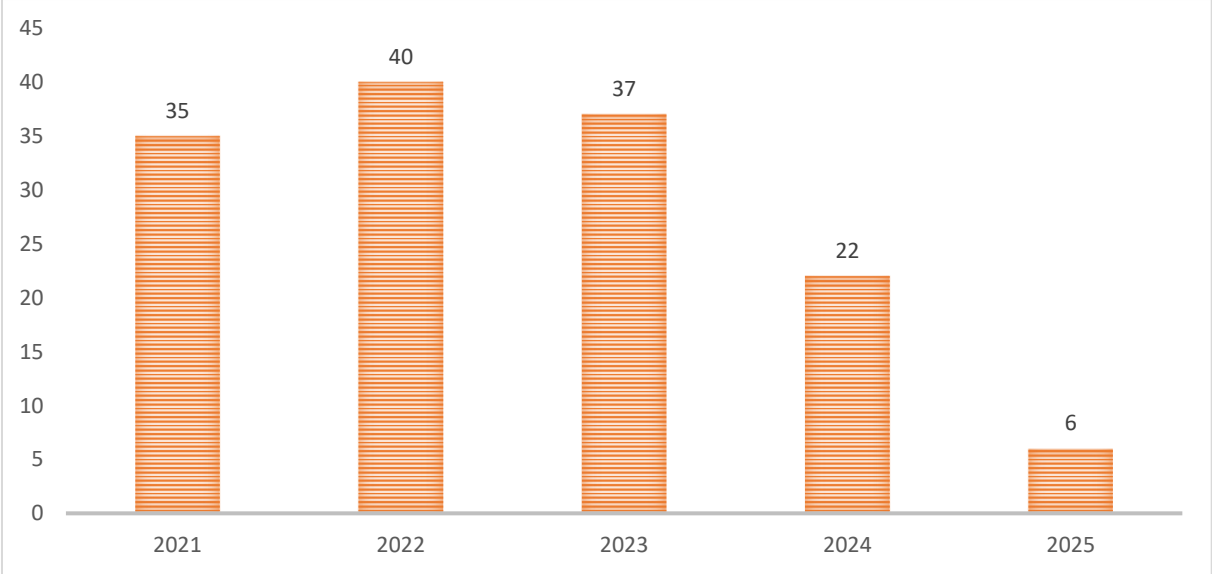
The distribution of fatalities, injuries, and missing persons in marine accidents and incidents that occurred during the calendar years 2021-2025, for which safety investigations have been completed and reports published, is as follows:

Figure 4 Distribution of fatalities, injuries, and missing persons in accidents/incidents occurring in the calendar years 2021-2025



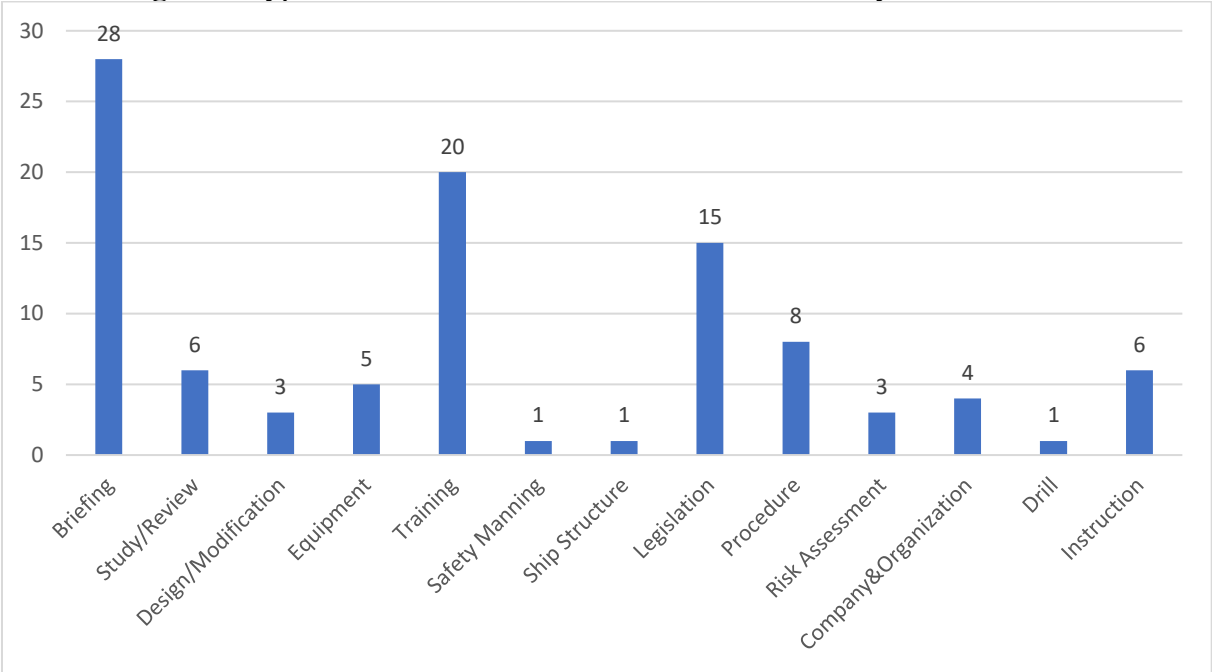
The number of recommendations in marine accidents and marine incidents for which safety investigation was completed and the report was published in the calendar years 2021-2025 is distributed as follows:

Figure 5 Number of recommendations in reports published in the calendar years 2021-2025



The types of recommendations made in marine safety investigations completed and reported during the calendar years 2021-2025 are distributed as follows:

Figure 6 Types of recommendations made in the calendar years 2021-2025



Of the reported marine accidents and incidents, environmental pollution occurred in 5 cases in 2021, 4 cases in 2022, 8 cases in 2023, 3 cases in 2024, and 4 cases in 2025. The number of environmental pollution in accidents/incidents are given in the table below:

Figure 7 Number of accidents/incidents involving environmental pollution in the calendar years 2021-2025

